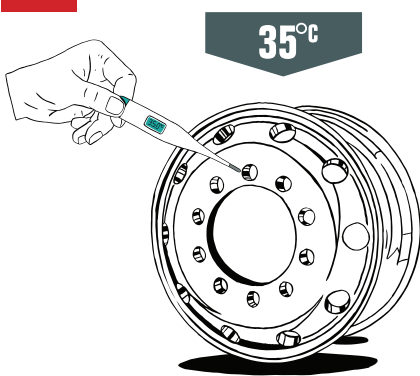


CLEANING YOUR ECOSHIELD WHEELS

TIA
WHEELS

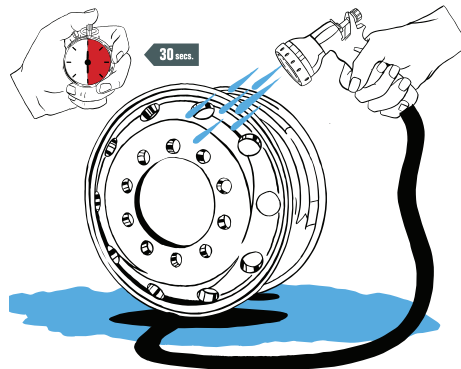
The ECOSHIELD finish has its own unique finish.
With just washing and no polishing, cleaning is simplified!

1




Make sure you allow the wheels to cool below 35°C, then remove the nut covers.

2




In order to avoid scratches and corrosion, the wheels should be washed with clean water.

3




Prepare your water by mixing it with a mild detergent.

4




When cleaning the wheels, **ALWAYS** use a soft brush or sponge.

5



After cleaning the wheels, make sure they are thoroughly rinsed.

THE FINAL RESULT



You have wheels with a gleaming finish!

Contact us for advice

t: 01952 327676
e: sales@tiawheels.co.uk
w: tiawheels.co.uk

TIA Wheels Ltd.
Unit B2-B4, Halesfield 8,
Telford, TF7 4QN

TIA
WHEELS